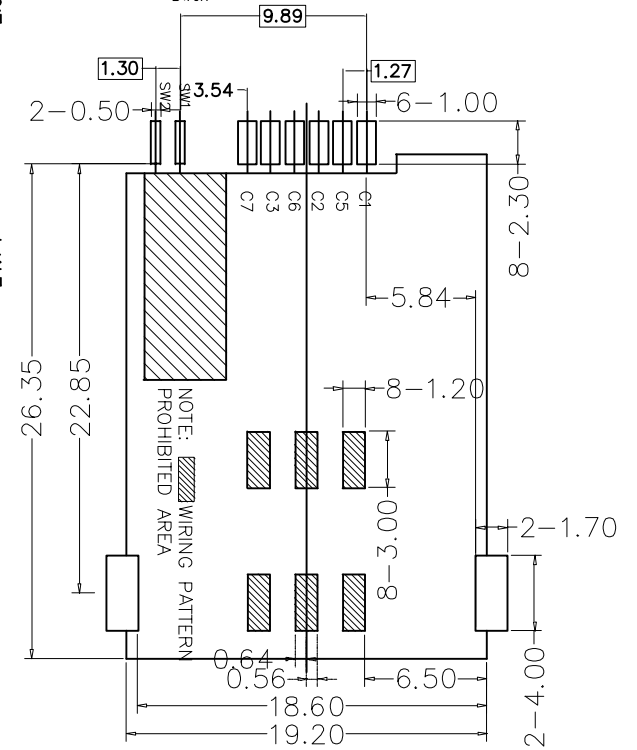
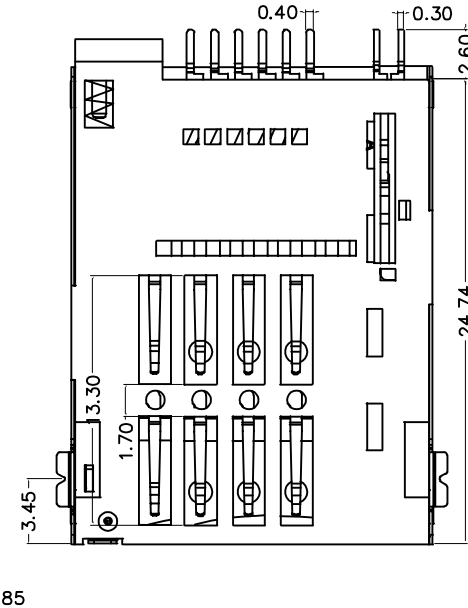
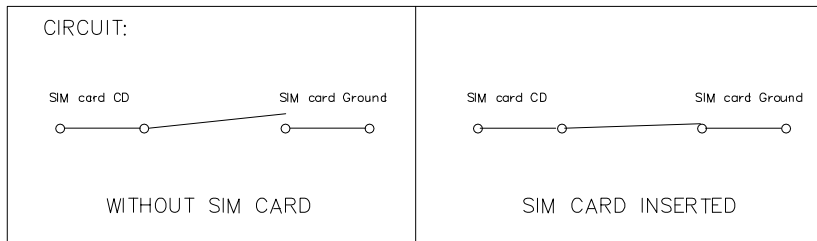


- 1.SPECIFICATIONS
 INSULATION RESISTANCE: 500M min.AT DC 500V DC
 WITHSTANDING VOLTAGE: 250V ACrms FOR 1 MINUTE
 CONTACT RESISTANCE: 100M max. AT 10mA/20mV max
 CURRENT RATING: 0.5A
 VOLTAGE RATING: 5.0 vrms
 OPERATING TEMP RANGE:-55 C+85 C
 MATING CYCLES: 5000 INSERTIONS
- 2.MATERIAL:
 INSULATOR: H-TEMPERATURE PLASTIC,UL 94V-0,
 COLOR:BLACK
 TERMINAL: COPPER ALLOY,T=0.15mm
 SHELL: STAINLESS STEEL,T=0.15mm
- 3.FINISH:
 TERMINAL:50u" min NICKEL UNDERPLATED ON ALLOVER,GOLD PLATING
 ON CONTACT ARER, 80u"min TIN ON SOLDER TAIL
 SHELL:50u" NICKEL UNDERPLATED ON ALLOVER, GOLD FLASH ON SOLDEP
 LATCH



RECOMMENDED PCB LAYOUT



SIM pin assignment	
PIN#	Name
C1	VCC
C2	RST
C3	CLK
C4	Reserved
C5	GND
C6	VPP
C7	I/O
C8	Reserved

UNLESS OTHERWISE SPECIFIED TOLERANCE				东莞市讯普电子科技有限公司	
UNIT:	DECIMAL	LINEAR	ANGLES		
mm	X.	±0.50	±5°	www.xunpudianzi.com	
	X.X	±0.25	±3°		
	X.XX	±0.12	±1°		
DRAWN	Fros	2014/12/12	DRAWN NAME: SIM CONNECTOR		
CHECKED	Ron	2014/12/12			
APPROVED	Albert	2014/12/12	PRODUCT NO.	SIM-117	
SCALE	3.2	SHEET	1/1	SIZE	A4